

fabLashes

*Be part of our
amazing team of
Lash Superstars!*



WHO ARE FAB LASHES

Fab Lashes has been delivering professional lash training and superior quality products throughout Australasia since 2008.

Initially founded in New Zealand, we now have a distributor in Western Australia (International Salon Supplies – WA) and have selected talented trainers throughout New Zealand and Australia.

Our dedication to providing simply the best training, products and customer service have earned us an exceptional reputation for quality! We are proud to be recognised as one of the 'Best in the Business', renowned for our dedicated customer service and support.

Our focus is:

- Premium Quality Lash Products & Training
- Ongoing Trainee and Customer support!
- Focus on safe 'zero damage' lash application
- Researching and testing – our commitment to this area is ongoing, we do everything possible to stay up to date with the latest information and trends within the lash industry and continually test new products to expand our range.

Each year our goal is to improve all areas of our business – we love getting better at what we do and value your input to help us achieve this.

Introducing Debra Challisthe driving force behind Fab Lashes

Debra's passion for the beauty industry began in 1992 while training in various specialty beauty procedures including Cosmetic Tattooing, Electrology, Diathermy, Cosmeceutical Peels and more recently Dermal Needling and our own Plasma FX Fibroblast system for skin tightening.




In 2006 Debra attended an Eyelash Extension training workshop – and so the new obsession began! She dedicated the next two years to perfecting her skill along with researching and trialling lash products from around the world in search of simply the best products to create the Fab Lashes range. To ensure her skills are kept fully up to date, Debra continues to take advanced training workshops, both online and internationally including being the very first NZ lash artist to attend a Volume Lash workshop in with Irina Levchuck in 2013.

Debra's high standards and insistence on quality has resulted in a selection of products she is satisfied possesses the superior quality required to be included in the Fab Lashes range.




WHY CHOOSE FAB LASHES



- We Care - your success is our success!
- Our students are like family! We love seeing your business thrive.
- Effective, professional training workshops and systems
- Group workshops and One-on-One training available
- Our students get 10% off all lash products following training!
- Free certification session available following training
- Outstanding customer service and ongoing support
- Ongoing research to keep abreast of industry developments
- Comprehensive Starter and Professional Kits with training packages

- Lash Extension, Lash Lift, Brow Henna & Cosmetic Tattooing workshops
- Certified trainees receive a free listing on Fab Lashes website
- Opportunities to be a regional trainer for Fab Lashes
- Full range of quality lash products available
- Superior quality products are available worldwide
- Australasia wide training – we can come to you!
- Regular special offers and promotions
- Beautiful marketing posters available
- Highly experienced tutors



WHAT ARE LASH EXTENSIONS

It's important to know the difference between the various types of lash extensions available. At Fab Lashes, we offer comprehensive training in the following lash application methods:

Classic Lash Extensions

Applied individually – one lash extension to one single, fully isolated natural eyelash – natural lashes should never be bonded together!

Volume Lash Extensions

An advanced lash technique – two or more super-fine lash extensions are picked up in a fan shape and applied to one single, fully isolated natural eyelash – natural lashes should never be bonded together!

Pre-Made Volume Lashes

Get onboard with the volume craze.

Pre-Made Volume Lashes create beautiful, lush sets of lashes quickly using our beautiful handmade lash fans – a great stepping stone to Russian Volume training.



Properly applied lash extensions:

- Do not damage the natural lashes
- Feel completely comfortable to wear
- Will not be bonded/stuck together
- Can be worn for years with regular 2-4 weekly infills

WHAT LASHES SHOULD NOT LOOK LIKE!

There are many people claiming to be trained in the application of individual lash extensions but in reality they are not using safe and correct techniques and are often causing extensive damage to the natural lash, not to mention using methods that are potentially unsafe and could cause injury to their clients.

While lash damage is normally temporary and lashes should regrow within 3-6 months, there is the chance of longer term damage and more importantly safety issues in regard to abrasions and injury to the eye itself – proper training ensures you learn how to safely apply lashes!

Sadly we've all seen work like these pictures below.



POTENTIAL INCOME

As a certified Fab Lashes Lash Artist, you have an exciting future ahead of you...

Cost per set of lashes	5 clients Approx 7.5hrs – 10hrs	10 clients Approx 15hrs – 20hrs	15 clients Approx 22.5hrs – 30hrs
\$120.00	\$600	\$1,200	\$1,800
\$160.00	\$800	\$1,600	\$2,400
\$200.00	\$1,000	\$2,000	\$3,000
\$240.00	\$1,200	\$2,400	\$3,600

*based on new sets of lashes using our Studio pricings for Classic and Volume Lash Extensions

There is potential to earn \$1200 - \$2400 for 15 hours work per week!
You can repay your full Fab Lashes training fee from your first 10 clients!



LASH TRAINING INFORMATION



OUR WORKSHOPS

LASH EXTENSIONS --- LASH LIFTS --- BROW HENNA

Our comprehensive training packages provide you with in depth training knowledge, intensive hands on experience, and the latest techniques and safe practice application methods to provide damage-free lash extensions for your clients.

At Fab Lashes we are proud to provide superior quality products and nothing short of exceptional training programmes from which our trainees emerge confident and artistic lash artists with the highest standard of workmanship; along with what we believe to be the best customer service and ongoing support available.

We strive for perfection in all areas and won't settle for anything less!

Use our simple Step by Step Systems ... for perfect lashes!

To help trainees become confident and talented Lash Artists as quickly as possible, we have designed an easy step-by-step system for creating beautiful, safe and long-lasting lashes every time. Our lash application system includes specific techniques for cleansing, priming, perfect lash application, curing and sealing lashes along with educating clients on care of their lashes.

Our systems have proven over time to be extremely effective in providing perfect, durable lash extensions that tick all the boxes, while minimising the possibility of clients developing irritation or sensitivity to lash adhesives.

Fab Lashes application methods work every time!

HEALTH & SAFETY IS OUR PRIORITY

We believe Health & Safety to be one of the most important aspects of lash application!

Fab Lashes is an advocate of zero-damage eyelash extensions!

This means that lash extensions are applied using safe techniques, correct lash selection, quality products and clients are educated in the correct after care to ensure natural lashes are in no way damaged by ongoing lash wear.

- Training workshops focus on the most current industry techniques for safe application methods, lash selection, product use and after-care instructions to ensure trainees are well versed in all the requirements for safe eyelash extensions.
- Product quality and safety is of paramount importance as is maintaining the highest standard of Health & Safety – all products are specifically formulated for lash application and are comprehensively tested for safety and efficacy both during manufacture and by our team before being released for sale.
- We provide trainees with comprehensive information on the safe use of cyanoacrylate adhesives.

We highly recommend training only through a reputable eyelash extension company with experienced trainers, ensuring you are trained in the fundamentals of lash extension application to enable you to provide a safe and professional lash service for your clients!

COURSE CONTENT

Foundation Level Training

- General eyelash extension theory
- Caring for sensitive/allergic clients
- Correct lash selection to suit each client
- Proper tool handling techniques
- Client preparation—for best results
- Fab Lashes exclusive design and styling methods
- Correct lash application and adhesive use
- Curing of lash adhesive—various methods
- Infill Procedure
- Benefits for your Salon and Client
- Pricing, marketing and promotion techniques

- Health and Safety—you and your client
- Product Knowledge
- Client Consultation and consent forms
- How to perfect isolation techniques
- Application techniques - theory and practical
- Correct technique to pick up lashes
- Working with difficult lashes
- Safe Lash Removal
- Client Information—Before and After Care
- Retail products for your salon

Intermediate Level Training

- Designing with coloured lashes
- Maximising your working speed
- Corrective work—bridging gaps etc.

- Perfecting your lash application
- Texturising lashes with various curls
- Stacking & Capping lashes to create volume

All trainees receive a comprehensive training manual



OUR CERTIFICATION PROCESS

All Trainees are awarded a Certificate of Attendance following satisfactory completion of their workshop.

To ensure that our Certified Lash Stylists offer the highest level of workmanship they must undergo a technique review before receiving their Level 1 Certificate. To complete the training process and receive full certification our trainees will be required to provide us with photographic evidence of at least ten (10) sets of practice lashes within a two month period following training – on successful completion of this technique review Trainees will be awarded FAB LASHES Level 1 Certification and receive Fab Lashes posters for display.

Any Fab Lashes One on One, Two Day or Volume Lash Workshops entitles the trainee to attend a free 2-3 hour certification session within six months of their initial training (to be held at our Albany training premises)—we encourage our trainees to attend this session so their technique review can be finalised in person and certification awarded.

*contact Fab Lashes for details on session dates.

We believe that the technique review is a very important part of our training process as it allows us to review your application technique following your training day and support you on your journey to becoming a FABULOUS Lash Stylist. We are 100% dedicated to ensuring our trainees become the very best lash artists!

Fab Lashes Training and Certification is recognised Australasia wide!



ONE DAY GROUP WORKSHOP

Level 1 – Foundation Level Training

this workshop can be combined with our Volume Lash Workshop

- 9 hours intensive training
- Practical, hands on work on one model
- Comprehensive training manual supplied
- Certificate of Attendance awarded on day
- Level 1 Fab Lashes Certification awarded following successful technique review

Starter Package

Cost: \$849 + GST

Kit: Includes a full starter kit valued at \$474.00

Professional Package

Cost: \$1,149 + GST

Kit: Includes an extensive professional kit valued at \$800.00



TWO DAY GROUP WORKSHOP

OUR MOST POPULAR BEGINNERS WORKSHOP

Level 1 & 2 – Foundation & Intermediate Level Training (includes use of Pre Made Volume Lashes)

- 16 hours intensive training
- Practical, hands on work on three models
- Comprehensive training manual supplied
- Confirmation of Attendance awarded on day
- Level 1 Fab Lashes Certification awarded following successful technique review



Professional Package

Cost: \$1,349 + GST

Kit: Includes an extensive professional kit valued at over \$800 (see Kit Contents)

VOLUME LASH WORKSHOP

ADVANCED LASH TECHNIQUES

Volume Lashes are the latest amazing technique in advanced lash application!

this workshop can be combined with our One Day Workshop

Super-fine, soft and lightweight lash fans are crafted using a special technique and then applied to each natural lash creating a simply incredible and voluminous set of lashes – definitely a 'lash game changer'

Debra travelled to Los Angeles in June 2013 to train in this new technique with world-renowned Russian Lash Master – Irina Levchuk and was the first lash company/artist to be offering this skill in New Zealand.

Fab Lashes is pleased to now offer volume lash training throughout New Zealand and Australia. Trainees should have completed a Classic Lash workshop prior to a Volume workshop and must be able to isolate natural lashes.

Volume Workshop Package

- One Day (9 hours) or Two Day (16 hours) intensive practical volume application
- Comprehensive training manual supplied and Certificate of Attendance awarded
- Volume Fab Lashes Certification awarded following successful technique review
- Entitles trainee to free certification session (see terms)

Cost: \$949 + GST (Group Rate) – add \$449 + GST for One on One Training or the Two Day Workshop

Kit: Includes Volume Lash Kit valued at \$260 (or \$340 for Two Day)



ONE ON ONE TRAINING

Enjoy training at your own pace in a One on One environment on dates to suit your schedule

One Day Workshop Package

- Level 1 – Foundation Level - 9 hours intensive training
- Practical, hands on work on one or two lash models
- Comprehensive training manual supplied and Certificate of Attendance awarded
- Level 1 Fab Lashes Certification awarded following successful technique review
- Entitles trainee to free certification session (see terms)

Cost: \$1,300 + GST

Kit: Includes a full starter kit valued at \$474



Two Day Workshop Package

- Level 1 and 2 – Foundation and Intermediate Level Training – 16 hours intensive training
- Practical, hands on work on three or four lash models
- Comprehensive training manual supplied and Certificate of Attendance awarded
- Level 1 Fab Lashes Certification awarded following successful technique review
- Entitles trainee to free certification session (see terms)

Cost: \$1,949 + GST

Kit: Includes an extensive professional kit valued at \$800.00



SALON WORKSHOP

Specifically Designed for In Salon Training

*for two or more trainees

Salon Workshop Package

- Level 1 – Foundation Level – 9.5 hours intensive training
- Practical, hands on work on one or two lash models
- Comprehensive training manual supplied and Certificate of Attendance awarded
- Level 1 Fab Lashes Certification awarded following successful technique review
- Entitles trainees to free certification session (see terms)

Cost: \$849 + GST for first trainee
 \$449 + GST for each additional trainee (no kit)

Kit: Includes one full starter kit valued at \$400.00

Should you wish to increase your training session to two days
Level 1 & 2 Foundation & Intermediate Level
– there is an additional charge per trainee of \$449 + GST



ADDITIONAL WORKSHOPS

Advanced Lash Workshop

Advanced Lash training for lash artists with approximately six months experience who wish to take their lash application to the next level – we will work on the areas of lash application you wish to cover, i.e. colour lash application, corrective techniques, increasing application speed etc

Cost: \$749 + GST
Seven hours of hands on training
Certificate awarded at end of training day
Includes Specialty Lash Kit valued at \$150

Advanced Tuition

One on One Advanced Tuition – structured to suit your specific training requirements

Cost: \$199 + GST (per hour)



Recertification Workshop

Two hour hands on workshop for any lash artist wishing to recertify with Fab Lashes in order to review and revise their lash application techniques

Cost: \$349 + GST

LASH LIFT & BROW HENNA

LASH LIFT TRAINING

Our Lash Lift trainings are held at the end of Day 1 of our Two Day Group workshops

Duration: 4 hours
Cost: \$549 + GST
Kit: Lash Lifting Kit included valued at \$200

*Training Manual provided along with in depth theory training and supervised application to one lash lift model
*You will need to provide a model for the hands on component of this workshop

BROW HENNA TRAINING

Our Brow Henna trainings are held at the end of Day 2 of our Two Day Group Workshops

Duration: 4 hours
Cost: \$649 + GST
Kit: Brow Henna Kit included valued at \$400

*Training manual provided along with in depth theory training and supervised application to one brow model
* You will need to provide a model for the hands on component of this workshop

2020 TRAINING DATES

AUCKLAND

25th & 26 January
14th & 15th March
9th & 10th May
18th & 19th July
19th & 20th September
31st October & 1st November
5th & 6th December

HAMILTON

18th & 19th April
1st & 2nd August

TAURANGA/ROTORUA

8th & 9th February
16th & 17th May
25th & 26th July
10th & 11th October

PALMERSTON NORTH

7th & 8th March
30th & 31st May
8th & 9th August
17th & 18th October

WELLINGTON

28th & 29th March
13th & 14th June
29th & 30th August
14th & 15th November

CHRISTCHURCH

4th & 5th April
12th & 13th September

QUEENSTOWN

2nd & 3rd May
3rd & 4th October

INTERNATIONAL

AUSTRALIA

Gold Coast, Perth, Sydney,
Melbourne, Tasmania – dates
scheduled by arrangement

NEW CALEDONIA

20th & 21st June

FIJI

11th & 12th July

*One on One workshops are scheduled on dates to suit *Trainers are available to conduct workshops in your own premises – travel costs may apply

*Additional group workshops can be arranged on dates to suit – if you would like to host a workshop
in your area please contact us for more information

TRAINING KIT CONTENTS

All trainees receive an ongoing discount of 10% on all lash products.

Posters for marketing purposes are available on completion of certification process

All pricing includes GST


Product	Starter Kit	Professional Kit
Pro SS+ Bond Lash Adhesive (5ml)	1	1
Pro Supa S Bond Lash Adhesive (5ml)	1	1
Gel Lash Remover	1	1
Lash Primer (15ml)	1	1
Silicon Lash Pad	1 small	1 small
Lash Tile	1	2
Disposable Mascara Wands	50	100
Lash Tape	1 paper	1 paper & 1 plastic
Lint Free Gel Pads (mixed shapes)	15 pairs	30 pairs
Microbrushes	100	100
Tweezers	1 curved & 1 straight	2 curved & 2 straight
Glue Pad	1	1
Squeaky Clean – Lash Cleanser	1	1
Lash Nano Mister	1	1
		1 x B .10
		1 x B .12
		1 x C .10
		1 x C .12
		1 x C .15
		1 x D .12
		1 x D .15
		1 x C .07
Silky Lashes—Mixed Length	1 x C .10 1 x B .12 1 x C .12 1 x C .15	
Silky Lashes .12 trays	C Curl .12 x 9, 10, 11, 12	C Curl .12 x 9, 10, 11, 12 D Curl .12 x 9, 10, 11, 12
RETAIL VALUE	\$474.00	\$805.00

PRODUCT INFORMATION



OUR PRODUCT RANGE

- ✓ We continuously research new lash products from all around the world, potential products are tested and trialled in our Fab Lashes Studio for safety and efficacy before being brought to market – ensuring that our extensive product range offers only the safest, highest quality and most recent industry innovations.
- ✓ We are proud of our reputation for high standards and commitment to safety for our products and are dedicated to keeping up to date with industry advancements.
- ✓ Our goals for 2019 and onward are to bring you even more exciting lash and beauty products – along with reward programmes and much more – stay tuned!!



PRODUCT OVERVIEW

ADHESIVES

ZOOM
Pro SS+
Pro Supa S
Sensitive
Crystal Clear
Sky Zone
Lady Black
Sky S+

Our lash adhesives are all of premium quality with low fume levels to avoid sensitivity issues – we order shipments regularly so stocks are always fresh – we have used these for many years and stand by their effectiveness!

LASH EXTENSIONS

Silky Lashes

luxurious, soft, lightweight lashes in trays in a vast variety of styles including volume lashes, easy fan, split tip.

Coloured Lashes

ombre (black base/coloured tips) and full colour lashes for that WOW factor

RETAIL PRODUCTS

Lash Sealers

waterproof coating to extend lash life

Noir Mascara

specially designed for use with lash extensions

Gel Liners

eyeliners with long lasting gel-based technology

Derma Rollers

home use rollers for stimulation of collagen and elastin

APPLICATION PRODUCTS

Lash Nano Mister (USB charge)

Lash Primer

Gel Remover

Lint Free Under Eye Pads

Mascara Wands (black, pink & red)

Lash Extension Base

Tweezers

Silicon Lash Pad

Glue Pad.....and much more

AWESOME ADHESIVES

We are committed to stocking only the safest, highest quality lash adhesives – our adhesive manufacturer is an approved ISO 9001 and ISO 14001 company and is also JAS-ANZ accredited. All adhesives are diligently tested for safety and efficacy both by the manufacturer and, over a three month trial period, by our Fab Lashes team prior to being included in the product range.

Our range has adhesives to suit beginner, intermediate and advanced lash artists along with a safety level adhesive for sensitive clients and a clear adhesive for artistic lashing.

All adhesives possess a thin consistency providing a seamless, clean lash finish and are designed to be 'dropped' in place – no need to shimmy adhesive along the lash, or paint on – they are very easy to work with, offering fast setting times, low irritation and excellent lash retention!

ZOOM Plus	0.5 – 1 second setting, 6+ week bond, master lashers
ZOOM	1-3 second setting, 6+ week bond, master lashers
Pro SS Plus	2-3 second setting, 6+ week bond, advanced lashers
Pro Supa S	3-4 second setting, 5+ week bond, intermediate lashers
Sensitive	5 second setting, 4+ week bond, safety level adhesive
Crystal Clear	2-3 second setting, 5+ week bond

We now also stock Sky Lash Adhesives in 5ml bottles

Sky Zone	1-3 second setting, 6+ week bond for experienced lashers
Sky Lady Black	3-5 second setting, 4-5 week bond for classic or volume
Sky S+	1-3 second setting, 5-6 week bond for classic or volume

LASH COUTURE

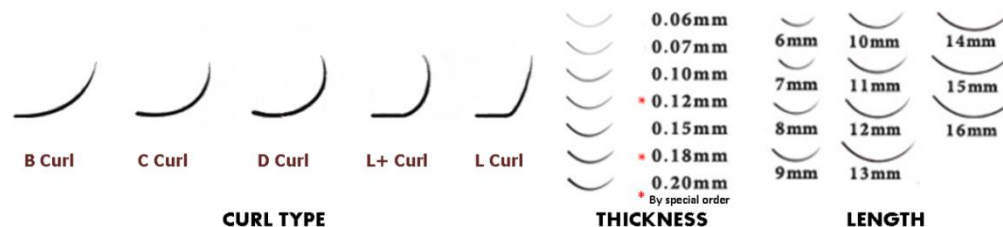
Our lash extensions are made from a high quality synthetic fibre called PBT and sourced from Korea and Japan – these luxurious lashes are available in trays, which allow you to pick up each individual lash straight from the lash strip, or in loose bulk bags.

Silky and Minky Lashes are crafted using the same synthetic PBT fibre and are named as such to indicate the natural materials they mimic.

- Silk Lashes – semi-gloss finish, tip is tapered to 1/3 of the lash, soft and lightweight – our most popular lashes!
- Mink Lashes – semi-matte finish, tips is tapered to 2/3 of the lash, super lightweight and soft
- Coloured Lashes – beautiful, vibrant lashes in a range of colours – create an exciting new look.
- Ombre Lashes – colour tipped lashes – great for a soft and subtle look.

At Fab Lashes we are concerned about animal welfare and do not supply lashes made from animal hair.

Our lashes are available in numerous different curls, thicknesses and lengths so you can create endless lash styles.



RAPID CURING OF ADHESIVE

We use and highly recommend the new innovation of 'rapid curing' of lash adhesives following any lash application.

This is achieved by using a Lash Nano Mister which provides the hydrogen particles necessary to instantly 'cure or set' the lash adhesive instead of allowing it to slowly cure over a two day period.

This technique is now used worldwide and has proven beneficial in helping minimise sensitivities developing from exposure to adhesive fumes, increasing lash retention and making caring for lashes easier for your client. In fact, many lash artists (especially internationally) now wash their clients lashes immediately following application.

We have used this process in our Fab Lashes Studio since 2013 and are 100% confident that 'rapid curing' of lashes should become the norm for every set of lashes as an important way of increasing the safety of lash application – without doubt this is the way of the future for all professional lash artists.



CUSTOMER SERVICE

We are 100% committed to your success!

We pride ourselves on our outstanding
customer service and support

You can be assured we are happy
to help with any questions you may have.

TRAINEE TESTIMONIALS

I decided to train with Fab Lashes, because I was so impressed with their level of professionalism, and organisation. I had an amazing tutor who was fun to work with and really hands on. The Fab Lashes products are amazing to use and are the absolute best! After the course I received the best and most helpful feedback, which really pulled me through, to succeed. I highly recommend training with Fab Lashes and using Fab Lashes products!

Kristen Wheat

I thoroughly enjoyed the training, I thought it was well delivered and professional. I am also impressed with the follow up as well and I particularly like the fact that the certification was dependant on further assessment. This gave me invaluable feedback which in turn helps me improve my lashes application technique.

Shirley Braun

We enjoyed our training day and felt at the end of it that "we could definitely do it". It gave us confidence and it is especially helpful to know that Fab Lashes expertise is only a phone call away.

Adele Fox

CUSTOMER TESTIMONIALS

FAB Lashes (NZ) have been our trusted supplier for the past 5 years. Although there are many eyelash extension suppliers in NZ, the quality of the products and the exceptional customer service of the FAB Lashes team is second to none. My clients are willing to pay more for an elite product that ensures no nasty side effects. The FAB lashes team are supportive in promoting my business, quick to respond to any enquiries and have a wealth of knowledge and experience in the eyelash extension industry. I continue to recommend FAB Lashes to my business networks.

Lusia Rokitta – MobileBeauty.co.nz - Auckland

I have been working with the amazing Fab Lashes and creating beautiful high quality lashes for almost one year now and have to say it is the most amazing lash product I have ever had the privilege of working with. Anyone that is thinking about getting into the lash business I highly recommend this company, not only do they have a high quality, affordable product but they also have amazing supportive service. I could not recommend this product more highly. Thank you Fab Lashes, you are exquisite X.

REGISTER WITH US

If you are ready to register for your preferred Fab Lashes Eyelash Extension Workshop

- Visit the Fab Lashes website to register for your lash workshop

www.fablashes.co.nz/training

50% deposit is required to confirm your training date


50% final payment is required 14 days prior to training date

FAST TRACK your success ***NOW***

JOIN OUR TEAM

If you are excited about becoming a professional Fab Lashes Lash Artist, don't hesitate - contact us now on:

Mobile: (021) 024 85885
E-mail: info@fablashes.co.nz
Website: www.fablashes.co.nz
Facebook: www.facebook.co.nz/FabLashes
Instagram: @fab.lashes



We would love to chat to you and welcome you as part of the Fab Lashes team, as the future of the Eyelash Extension industry evolves worldwide



**BE WARNED
BE EXCITED**

***LASHES ARE
ADDICTIVE!***